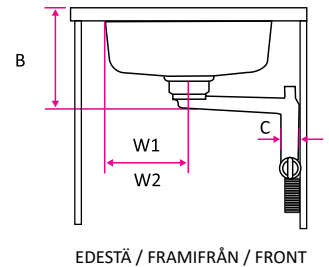
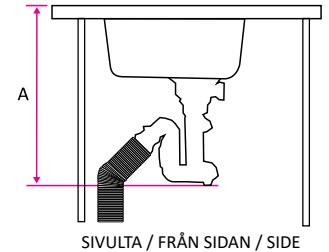


## VESILUKKOJEN TILAVAATIMUKSET Space requirements for siphons

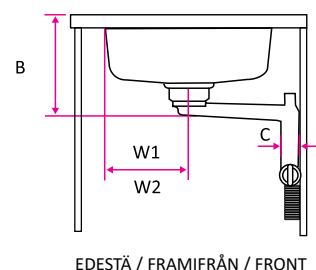
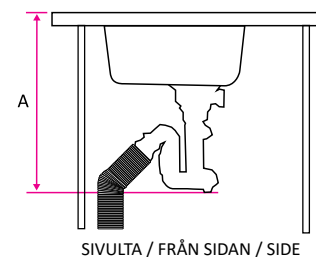
MODEL	SIPHON		A (MM)	B (MM)	C (MM)	W1	W2
<b>CEG COMPOSITE SINKS</b>							
CEG40-50B		VK1V-10G	476	301	55	275	
CEG-50B		VK1V-10S	482	307	55	244	
CEG-50BF		VK1V-10S	489	314	55	244	1)
CEG51-57B		VK1V-8	464	289	55	244	
CEG51-57BF		VK1V-8	471	296	55	244	1)
CEG51-57G		VK1V-8	464	289	55	244	
CEG51-57GF		VK1V-8	471	296	55	244	1)
<b>MAX SINKS</b>							
MX-30	ST-11LR	VK1-30	460	285	55	283	
MX-40	ST-11LR	VK1-30	460	285	55	283	
MX-50	ST-11LR	VK1-30	460	285	55	283	
MX-70	ST-11LR	VK1-30	460	285	55	283	
MXT-50	ST-11LR	VK1-30	460	285	55	283	
MXT-70	ST-11LR	VK1-30	460	285	55	283	
<b>NEO SINKS</b>							
N40-48	ST-11LR	VK1-30	440	265	55	230	
N50-58	ST-11LR	VK1-30	440	265	55	230	
N50-91L	ST-11LR	VK1-30	440	265	55	230	
N50-91R	ST-11LR	VK1-30	440	265	55	230	
N4017-63L	ST-15R	VK1-30	440	265	55	200	171
N4017-63R	ST-15R	VK1-30	440	265	55	200	171
N4017-91L	ST-15R	VK1-30	440	265	55	200	171
N4017-91R	ST-15R	VK1-30	440	265	55	200	171
N5017-79L	ST-15R	VK1-30	440	265	55	230	171
N5017-79R	ST-15R	VK1-30	440	265	55	230	171
<b>COMBO SINKS</b>							
P40-50		VK1-1	435	260	55	230	
P50-60		VK1-1	435	260	55	230	
CS-50	ST-11LR	VK1-30	440	265	55	230	
CS-40	ST-11LR	VK1-30	440	265	55	230	
CS-17	ST-11LR	VK1-30	400	225	55	171	
<b>COMBO WORKTOPS</b>							
COMBO D	ST-11LRx2 kpl	VK2-28	440	265	55	230	171
COMBO L	ST-11LR	VK1-30	440	265	55	230	-
COMBO M	ST-11LR	VK1-30	440	265	55	230	-
COMBO S	ST-11LR	VK1-30	400	225	55	170	-
COMBO T	ST-11LRx2 kpl	VK2-28	440	265	55	200	201



1) Huomioitava tason paksuus!  
Observera tjocklek av bänkskivan!  
Notice the thickness of the worktop!

W2-mitta on mitta pienen altaan  
reunasta vesilukon keskelle  
W2 is measure from smaller bowl edge  
to siphon middle

MODEL	SIPHON		A (MM)	B (MM)	C (MM)	W1	W2
<b>LYRIA SINKS</b>							
L40-S		VK1-1	435	260	55	211	
L40-17S		VK2-2	435	260	55	211	171
L50-60		VK1-1	445	270	55	216	
L40-17		VK2-2	435	260	55	201	171
L40-40		VK2-2	435	260	55	201	201
<b>JAZZ SINKS</b>							
P-40PT		VK1-1	435	260	55	230	
P-17PT		VK1-1	395	220	55	171	
T-38PT		VK1-1	425	250	55	273	
P-50		VK1-1	435	260	55	230	
<b>EASE SINKS</b>							
PA-40-40	ST-5	VK1-30	440	265	55	200	201
PF-40-17L	ST-5	VK1-30	440	265	55	200	171
PF-40-17R	ST-5	VK1-30	440	265	55	200	171
MA-40-40S	ST-5	VK1-30	440	265	55	200	201
MF-40-17S	ST-5	VK1-30	440	265	55	200	201
MC-40S	ST-13	VK1-30	440	265	55	200	
<b>SEVEN WORKTOPS</b>							
A-SEVEN		VK2-2	435	260	55	200	201
C-SEVEN		VK1-1	435	260	55	200	
E-SEVEN		VK1-1	435	260	55	251	
F-SEVEN		VK2-2	435	260	55	200	171
K-SEVEN		VK1V-10G	446	271	55	276	
L-SEVEN		VK1-1	435	260	55	230	
M-SEVEN		VK1V-10G	446	271	55	276	
N-SEVEN		VK1-1	435	260	55	230	



1) Huomioitava tason paksuus!  
 Observera tjocklek av bänkskivan!  
 Notice the thickness of the worktop!

W2-mitta on mitta pienen altaan  
 reunasta vesilukon keskelle  
 W2 is measure from smaller bowl edge  
 to siphon middle

Stala Oy, Yrittäjänkatu 4, 15170 Lahti, Finland

Tel. +358 (0)3 882 1133

technical.support@stala.com

[www.stala.fi](http://www.stala.fi)

[www.stala.se](http://www.stala.se)

[www.stala.com](http://www.stala.com)

[www.stala.no](http://www.stala.no)