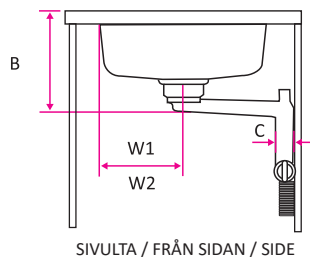
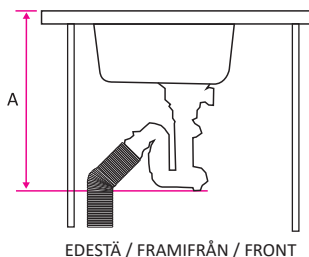


## VESILUKKOJEN TILAVAATIMUKSET

### Utrymmeskrav för vattenlåset

### Space requirements for water traps

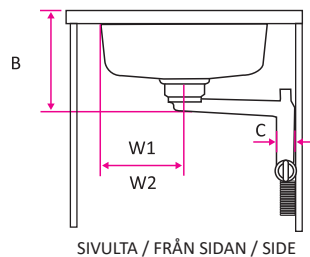
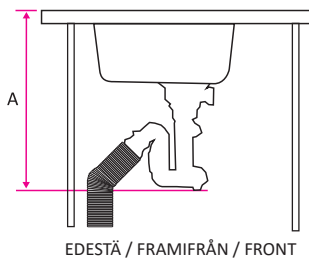
MODEL	WATER TRAP		A (MM)	B (MM)	C (MM)	W1	W2
<b>ULTRA SINKS</b>							
ULTRA with 1 sink		VK1-1BV	455	280	55	281	
ULTRA with 1.5 and 2 sinks		VK2-2BV	455	280	55	281	281
<b>ESSENT COMPOSITE SINKS</b>							
CEG-E34	ST-6	VK1-30	440	265	55	170	
CEG-E40	ST-6	VK1-30	440	265	55	200	
CEG-E50	ST-6	VK1-30	440	265	55	250	
<b>COMBO COMPOSITE SINKS</b>							
CEG40-50B		VK1V-10G	476	301	55	275	
CEG-50B		VK1V-10S	482	307	55	244	
CEG-50BF		VK1V-10S	489	314	55	244	1)
CEG51-57B		VK1V-8	464	289	55	244	
CEG51-57BF		VK1V-8	471	296	55	244	1)
CEG51-57G		VK1V-8	464	289	55	244	
CEG51-57GF		VK1V-8	471	296	55	244	1)
<b>LAGOM SINKS</b>							
LAGOM with 1 sink	ST-11LR	VK1-30	460	285	55	280	
LAGOM with 1.5 and 2 sinks	ST-15R	VK2-28	460	285	55	280	280
<b>NEO SINKS</b>							
N40-48	ST-11LR	VK1-30	440	265	55	230	
N50-58	ST-11LR	VK1-30	440	265	55	230	
N50-91L	ST-11LR	VK1-30	440	265	55	230	
N50-91R	ST-11LR	VK1-30	440	265	55	230	
N4017-63L	ST-15R	VK1-30	440	292	55	200	171
N4017-63R	ST-15R	VK1-30	440	292	55	200	171
N4017-91L	ST-15R	VK1-30	440	292	55	200	171
N4017-91R	ST-15R	VK1-30	440	292	55	200	171
N5017-79L	ST-15R	VK1-30	440	265	55	230	171
N5017-79R	ST-15R	VK1-30	440	265	55	230	171



1) Huomioitava tason paksuus!  
Observera tjocklek av bänkskivan!  
Notice the thickness of the worktop!

W2-mitta on mitta pienen altaan reunasta pohjaventtiin keskelle. W2 är mättet från den mindre diskhons kant till mitten av korgbottenventilen. W2 is the measure from smaller bowl edge to the middle of the basket strainer.

MODEL	WATER TRAP		A (MM)	B (MM)	C (MM)	W1	W2
<b>COMBO SINKS</b>							
P40-50		VK1-1	435	260	55	230	
P50-60		VK1-1	435	260	55	230	
CS-50	ST-11LR	VK1-30	440	265	55	230	
CS-40	ST-11LR	VK1-30	440	265	55	230	
CS-17	ST-11LR	VK1-30	400	225	55	171	
<b>LYRIA SINKS</b>							
L40-S		VK1-1	435	260	55	211	
L40-17S		VK2-2	435	260	55	211	171
L50-60		VK1-1	445	270	55	216	
L40-17		VK2-2	435	260	55	201	171
L40-40		VK2-2	435	260	55	201	201
<b>JAZZ SINKS</b>							
P-40PT		VK1-1	435	260	55	230	
P-17PT		VK1-1	395	220	55	171	
T-38PT		VK1-1	425	250	55	273	
P-50		VK1-1	435	260	55	230	
<b>EASE SINKS</b>							
PA-40-40	ST-5	VK1-30	440	292	55	200	201
PF-40-17L	ST-5	VK1-30	440	292	55	200	171
PF-40-17R	ST-5	VK1-30	440	292	55	200	171
MA-40-40S	ST-5	VK1-30	440	292	55	200	201
MF-40-17S	ST-5	VK1-30	440	292	55	200	201
MC-40S	ST-13	VK1-30	440	265	55	200	
<b>SEVEN WORKTOPS</b>							
A-SEVEN		VK2-2	435	260	55	200	201
C-SEVEN		VK1-1	435	260	55	200	
E-SEVEN		VK1-1	435	260	55	251	
F-SEVEN		VK2-2	435	260	55	200	171
K-SEVEN		VK1V-10G	446	271	55	276	
L-SEVEN		VK1-1	435	260	55	230	
M-SEVEN		VK1V-10G	446	271	55	276	
N-SEVEN		VK1-1	435	260	55	230	



1) Huomioitava tason paksuus!  
Observera tjocklek av bänkskivan!  
Notice the thickness of the worktop!

W2-mitta on mitta pienen altaan reunasta pohjaventtiin keskelle.  
W2 är mättet från den mindre diskhons kant till mitten av korgbottenventilen.  
W2 is the measure from smaller bowl edge to the middle of the basket strainer.